

Online AGM User Guide 2020

Attending the AGM electronically

Virtual Annual General Assembly gives you the opportunity to attend the AGM remotely, participate and vote in real-time, using your smartphone, tablet or computer, and you will need to either:

- Download the Lumi AGM app from the Apple App or Google Play Stores by searching for Lumi AGM.
- Visit <https://web.lumiagm.com> on your smartphone, tablet or computer. You will need the latest versions of Chrome, Safari, Internet Explorer 11, Edge and Firefox. Please ensure your browser is compatible.



Meeting ID: xxx-xxx-xxx

To login you must have your Username and password

Your password shall be sent to the mobile number provided in the registration form.



Using the AGM online facility

1

ACCESS

Once you have either downloaded the Lumi AGM app or entered web.lumiagm.com into your web browser, you'll be prompted to enter the Meeting ID.

You will then be required to enter your:

- Username; and
- Password.


- To register as a shareholder, select 'I have a login' and enter your username and password.
- If you are a visitor, select 'I am a guest'
As a guest, you will be prompted to complete all the relevant fields including; title, first name, last name and email address.

! Please note, visitors will not be able to ask questions or vote at the meeting.



2

NAVIGATION

When successfully authenticated, the info screen  will be displayed. Your name and number of shares will be displayed
You can view company information, ask questions and watch the webcast.

If you would like to watch the webcast press the broadcast icon  at the bottom of the screen.

If viewing on a computer the webcast will appear at the side automatically once the meeting has started

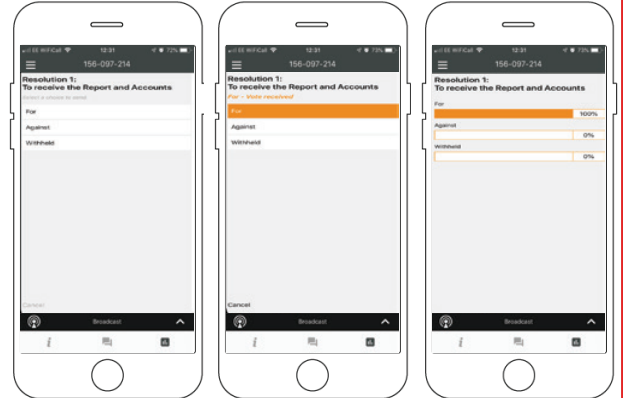


Online AGM User Guide 2020

3


VOTING

- When a poll is open, the agenda item will be displayed (pushed) to your screen along with the voting options
- To vote, simply select your voting direction from the options shown on screen. When selected, your choice will be highlighted, and your vote is captured in real time. A confirmation message will appear to show your vote has been received. **For - Vote received**
- To change your vote, simply select another direction. If you wish to cancel your vote, please press Cancel
- At the close of a poll, The result will appear on the screen



4

QUESTIONS

- Any shareholder or appointed proxy attending the meeting is eligible to ask questions.
- If you would like to ask a question, select the messaging icon 
- Messages can be submitted at any time during the Q&A session up until the Chairman closes the session.
- Type your message within the chat box at the bottom of the messaging screen.
- Once you are happy with your message click the send button. Questions sent online platform will be moderated before being sent to the chairman. This is to avoid repetition and remove any inappropriate language.



5

DOWNLOADS

- Links are present on the info screen. When you click on a link, the selected document will open in your browser.
- Data usage for streaming the annual shareholders' meeting or downloading documents via the AGM platform varies depending on individual use, the specific device being used for streaming or download (Android, iPhone, etc) and the network connection (3G, 4G).

